





## Logistic park

25 164 m<sup>2</sup>, Litoměřice, Lovosice

Ask for price





## Logistic park

25 164 m<sup>2</sup>, Litoměřice, Lovosice

**Ask for price**

<b>Total area</b>	25 164 m <sup>2</sup>
<b>Available area for rent</b>	25 164 m <sup>2</sup>
<b>Ceiling height</b>	10 m
<b>Floor loading capacity</b>	5 t/m <sup>2</sup>
<b>Column grid structure</b>	—
<b>Structure</b>	Reinforced concrete structure
<b>PENB</b>	G
<b>Reference number</b>	103581

Logistic park offers for lease warehouse, industrial and office space in Lovosice. Thanks to its location, the park is suitable for national and international activities. The premises are suitable for light manufacturing, logistics centres and warehousing. It offers a high standard and the facilities can be tailored to the client's requirements. Available within 9 to 12 months after signing the contract.

### Location:

The premises are located in Lovosice. Strategically located just 30 minutes drive from Prague. Easy access to the D8 motorway and the international motorway network.

### Facilities and Services:

- Flexible units (warehouse / office / light production / showroom).
- Property management on site
- On-site security service (24/7)
- Sufficient parking area


### Industrial space:

- Drive-in door 4 × 4,5 m
- Loading dock door 2,7 × 3 m
- Floor loading capacity 5 t/sq.m.
- Clear height 12 m
- Column module 12x24 m
- Power input 1,5 MW
- BREEAM certification

### Offices:

- air-conditioned offices

Tenant does not pay commission.



- Columns in a modular system of 12 x 24 m
- Floor load: 5 tons/m<sup>2</sup> (3.2 tons per a 12 x 14 cm rack foot)
- Dimensions: drive-in door 4 x 4.5 m, loading dock door 2.7 x 3 m
- Airconditioned office unit



## Logistic park

25 164 m<sup>2</sup>, Litoměřice, Lovosice

Ask for price

**Size**  
**25,164 m<sup>2</sup>**

Prague	67 km
Dresden	80 km
Brno	270 km
München	440 km

