




Warehouse space

25 164 m², Litoměřice, Lovosice

Ask for price





Warehouse space

25 164 m², Litoměřice, Lovosice

Ask for price

Total area	25 164 m ²
Available area for rent	25 164 m ²
Min. area	6 000 m ²
Ceiling height	10 m
Floor loading capacity	5 t/m ²
Column grid structure	—
Structure	Reinforced concrete structure
PENB	G
Reference number	103582

25,164 sq.m. of warehouse, industrial and office space for lease in Lovosice. Due to its location, the park is suitable for national and international activities. The premises are suitable for light manufacturing, logistics centres and warehousing. It offers a high standard and the facilities can be customised to the client's requirements. Available within 6 months of signing the contract.

Location:

The premises are located in Lovosice. Strategically located just 30 minutes drive from Prague. Easy access to the D8 motorway and the international motorway network.

Facilities and Services:

- Flexible units (warehouse / office / light production / showroom).
- Property management on site
- On-site security service (24/7)
- Sufficient parking area

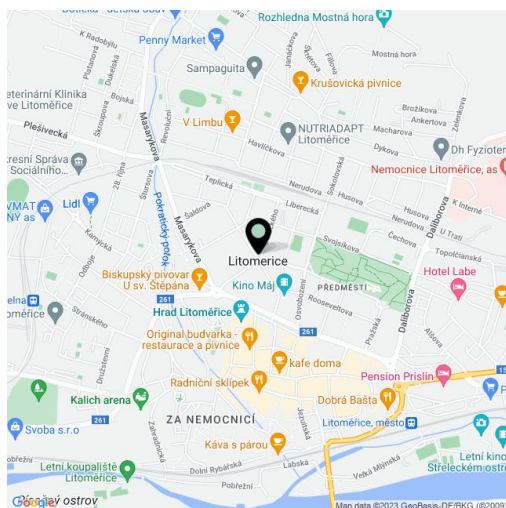
Warehouse/industrial space:

- Drive-in door 4 × 4,5 m
- Loading dock door 2,7 × 3 m
- Floor load capacity 5 t/sq.m.
- Clear height 10 m
- Column module 12x24 m
- BREEAM very good

Offices:

- Air-conditioned office unit

Tenant does not pay commission.






Warehouse space

25 164 m², Litoměřice, Lovosice

Ask for price



- Columns in a modular system of 12 x 24 m
- Floor load: 5 tons/m² (3.2 tons per a 12 x 14 cm rack foot)
- Dimensions: drive-in door 4 x 4.5 m, loading dock door 2.7 x 3 m
- Airconditioned office unit



Warehouse space

25 164 m², Litoměřice, Lovosice

Ask for price

Size
25,164 m²

Prague	67 km
Dresden	80 km
Brno	270 km
München	440 km

