





Warehouse space

5 025 m², Praha-východ, Zeleneč, Mstětice

Ask for price





Warehouse space

5 025 m², Praha-východ, Zeleneč, Mstětice

Ask for price

| | |
|--------------------------------|-------------------------------|
| Total area | 5 025 m ² |
| Available area for rent | 5 025 m ² |
| Ceiling height | — |
| Floor loading capacity | — |
| Column grid structure | — |
| Structure | Reinforced concrete structure |
| PENB | B |
| Reference number | 104043 |

5,025 sq.m. of warehouse, industrial premises for lease in a new logistic park situated 20 minutes from the city center (from Prague). The project consists of 10 buildings.

Location:

The Park is situated 20 minutes from Prague (from the city center), 8 km from retail center Černý Most. Good connection to international traffic network – on Exit 8 of the D11 highway (Prague – Hradec Králové – Wrocław), 4 km from the highway D10 (Mladá Boleslav – Liberec). Bus stop on site, rail station 3 minutes walk from the Park.

Features and Services:

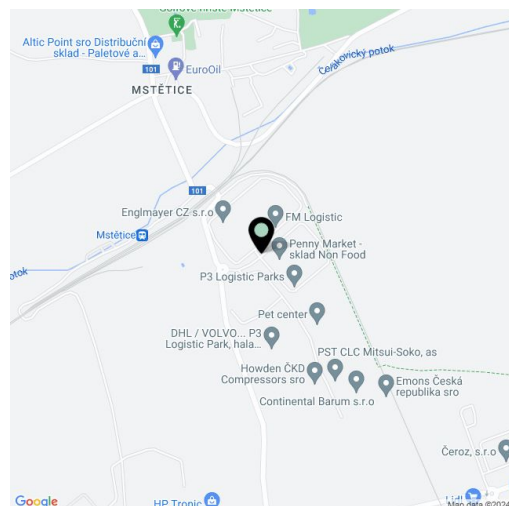
- Flexible units (Storage / Office / Light Production / Showroom)
- On-site property management
- 24/7 manned security and CCTV
- Park maintenance

Office:

- Turn key office
- Air Conditioning

Industrial premises/ Warehouse:

- 1 loading dock per 1 000 sq.m
- Floor loading capacity 5 T/sq.m
- Clear height 10 – 12 m
- Lighting 200 Lux




Rental and service charges listed without VAT. Lessee pays no commission.



Warehouse space

5 025 m², Praha-východ, Zeleneč, Mstětice

Ask for price






Warehouse space

5 025 m², Praha-východ, Zeleneč, Mstětice

Ask for price






Warehouse space

5 025 m², Praha-východ, Zeleneč, Mstětice

Ask for price

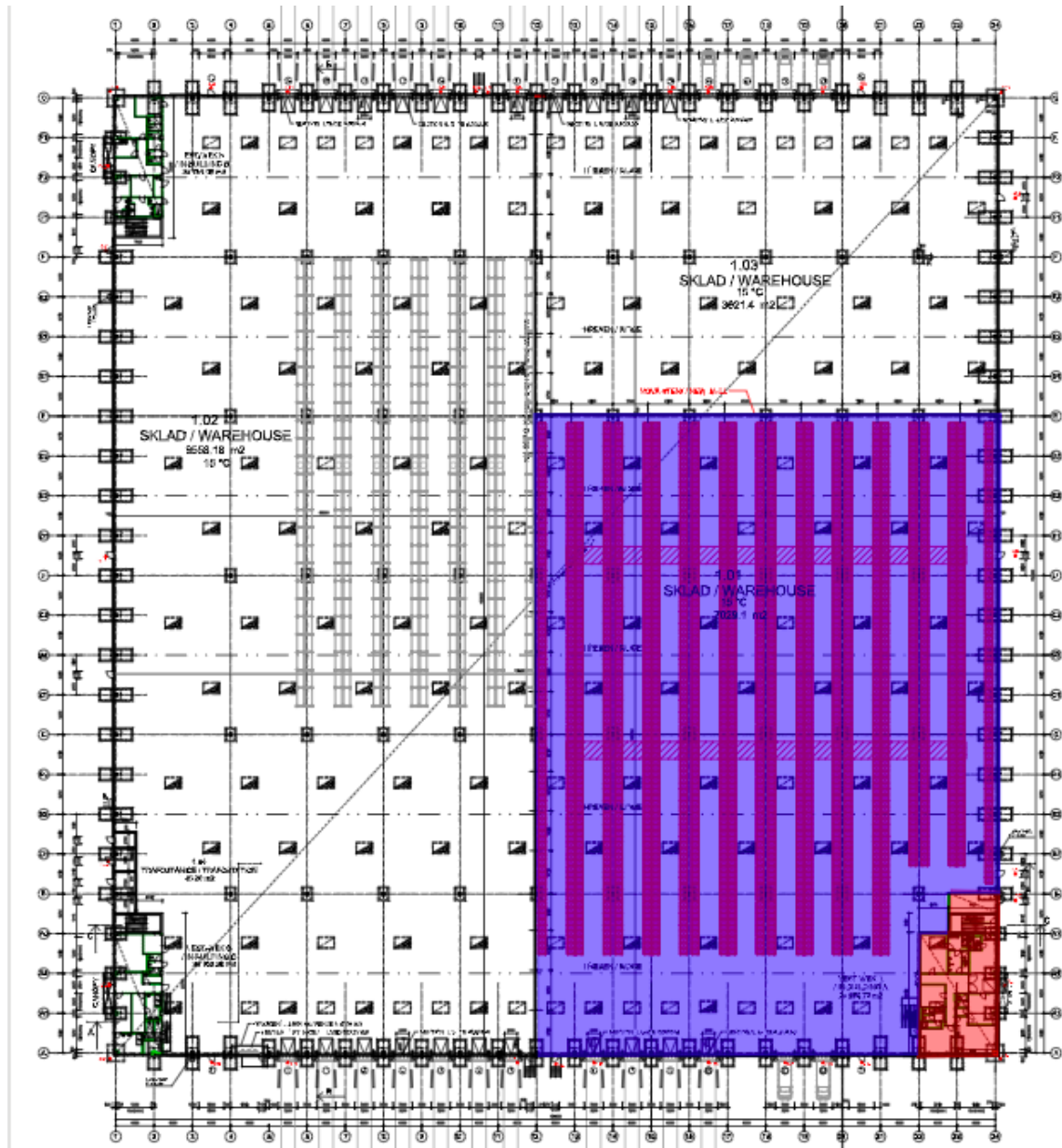




Warehouse space

5 025 m², Praha-východ, Zeleneč, Mstětice

Ask for price





Warehouse space

5 025 m², Praha-východ, Zeleneč, Mstětice

Ask for price

