





## Industrial space

1980 m<sup>2</sup>, Plzeň-město, Plzeň, Na Pomezí

Ask for price





## Industrial space

1 980 m<sup>2</sup>, Plzeň-město, Plzeň, Na Pomezí

**Ask for price**

<b>Total area</b>	1 980 m <sup>2</sup>
<b>Available area for rent</b>	1 980 m <sup>2</sup>
<b>Office area</b>	77 m <sup>2</sup>
<b>Ceiling height</b>	22 m
<b>Floor loading capacity</b>	10 t/m <sup>2</sup>
<b>Column grid structure</b>	—
<b>Structure</b>	Steel structure
<b>PENB</b>	G
<b>Reference number</b>	104072

**1,903 sq.m.** of industrial, warehouse and **77 sq.m.** of office space for lease in the industrial area situated in Pilsen. The premises are suitable for light and heavy production and storage. They provide a high standard and the equipment can be adapted to the client's requirements.

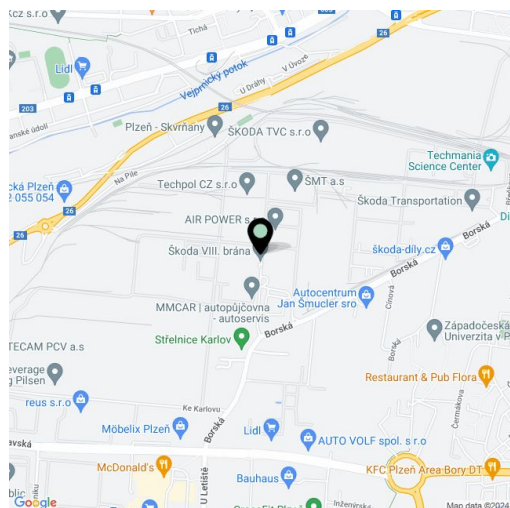
### Location:

The park is located in Pilsen, 8 km to the EXIT 80 on D5 Highway. Public transport bus stop 100 m close.

### Features and Services:

- Clear height up to 22 m
- Loading ramp built-in
- 1 gate: 5.0 x 5.0 m
- direct entry
- 63 t crane with remote control
- Increased Floor loading capacity up to 10 t/sq.m.
- Sufficient electricity input in the order of MW
- Technical gas
- Hot water and steam available from powerstation
- Parking places: 10+

Lessee pays no commission.





# Industrial space

1980 m<sup>2</sup>, Plzeň-město, Plzeň, Na Pomezí

Ask for price

