


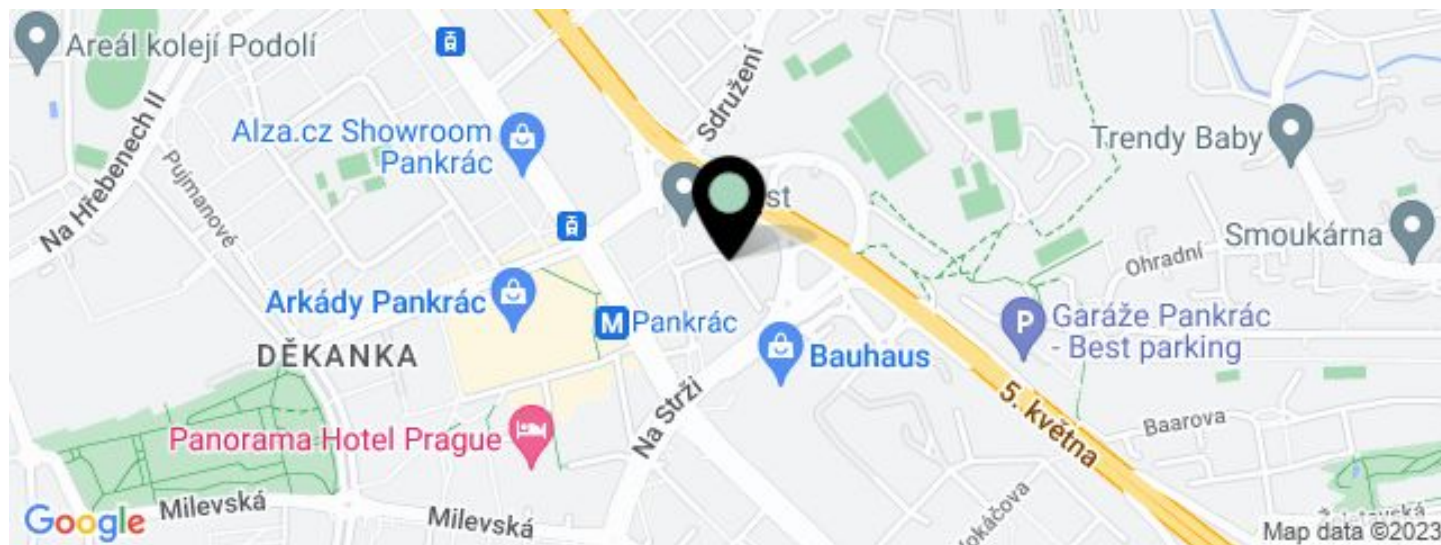


## Office building

2 642 m<sup>2</sup>, Prague 4, Nusle, Doudlebská

€ 15.50 / m<sup>2</sup> | CZK 389 / m<sup>2</sup>



**Office building****€ 15.50 / m<sup>2</sup> | CZK 389 / m<sup>2</sup>**2 642 m<sup>2</sup>, Prague 4, Nusle, Doudlebská

UNIT	AVAILABLE AREA	SERVICES	PARKING	MONTHLY RENT
Office space, 6th floor + terrace	504 m <sup>2</sup>	135 CZK monthly per m <sup>2</sup>	EUR 115 / ps / month	€ 15.50 / m <sup>2</sup>
Office space, 2nd floor	883 m <sup>2</sup>	135 CZK monthly per m <sup>2</sup>	EUR 115 / ps / month	€ 15.50 / m <sup>2</sup>
Office space, 1st floor	1 255 m <sup>2</sup>	135 CZK monthly per m <sup>2</sup>	EUR 115 / ps / month	€ 15.50 / m <sup>2</sup>

**Office building**2 642 m<sup>2</sup>, Prague 4, Nusle, Doudlebská**€ 15.50 / m<sup>2</sup> | CZK 389 / m<sup>2</sup>**

Service price	135 CZK monthly per m <sup>2</sup>
Total building area	11 405 m <sup>2</sup>
Tenant consumption	—
Parking	115 EUR
Parking service charges	—
Parking ratio	—
Certification	—
PENB	B
Reference number	15617

**Administrative building with 8 above-ground floors with office space for lease situated in a highly developed business district of Prague 4 – Nusle. The building has great visibility from the city highway.**

**Location:**

Excellent access by public transport – convenient access to the Pankrác metro Station (line C) and bus station. This location is easily accessible by car as well (directly on North-South Highway exit). Within a short walking distance is the Arcade Pankrác shopping center and other services such as restaurants, hotels, conference centers, banks, post office, school and sporting facilities.

**Features and Services:**

Central reception  
 24-hour security  
 Magnetic card access  
 CCTV  
 Flexible office layout  
 Air-conditioning  
 Openable windows  
 Internal blinds  
 EPS  
 Restaurant and cafeteria in the building  
 Underground parking

Rental and service charges listed without VAT. Lessee pays no commission.

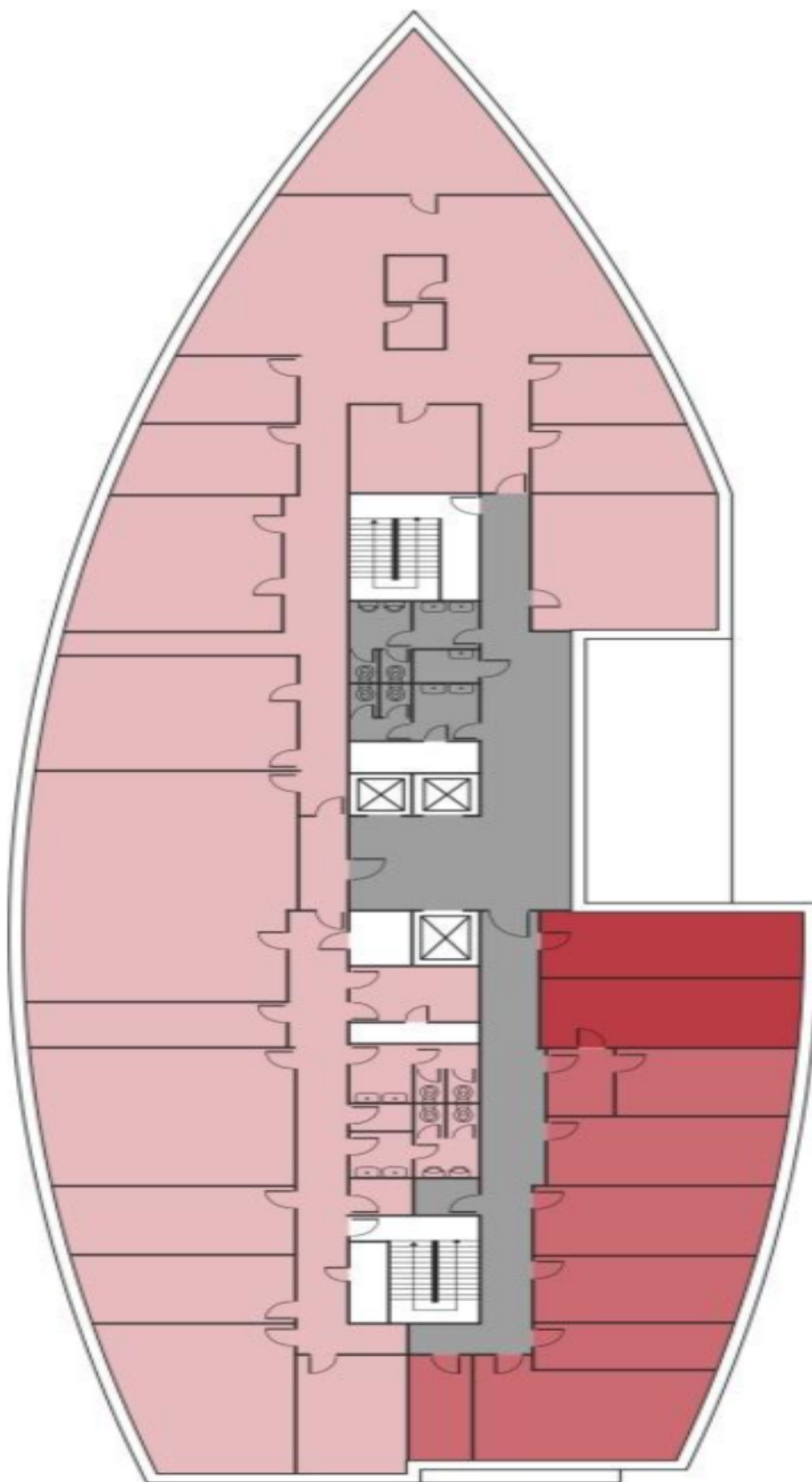


# Office building

2 642 m<sup>2</sup>, Prague 4, Nusle, Doudlebská

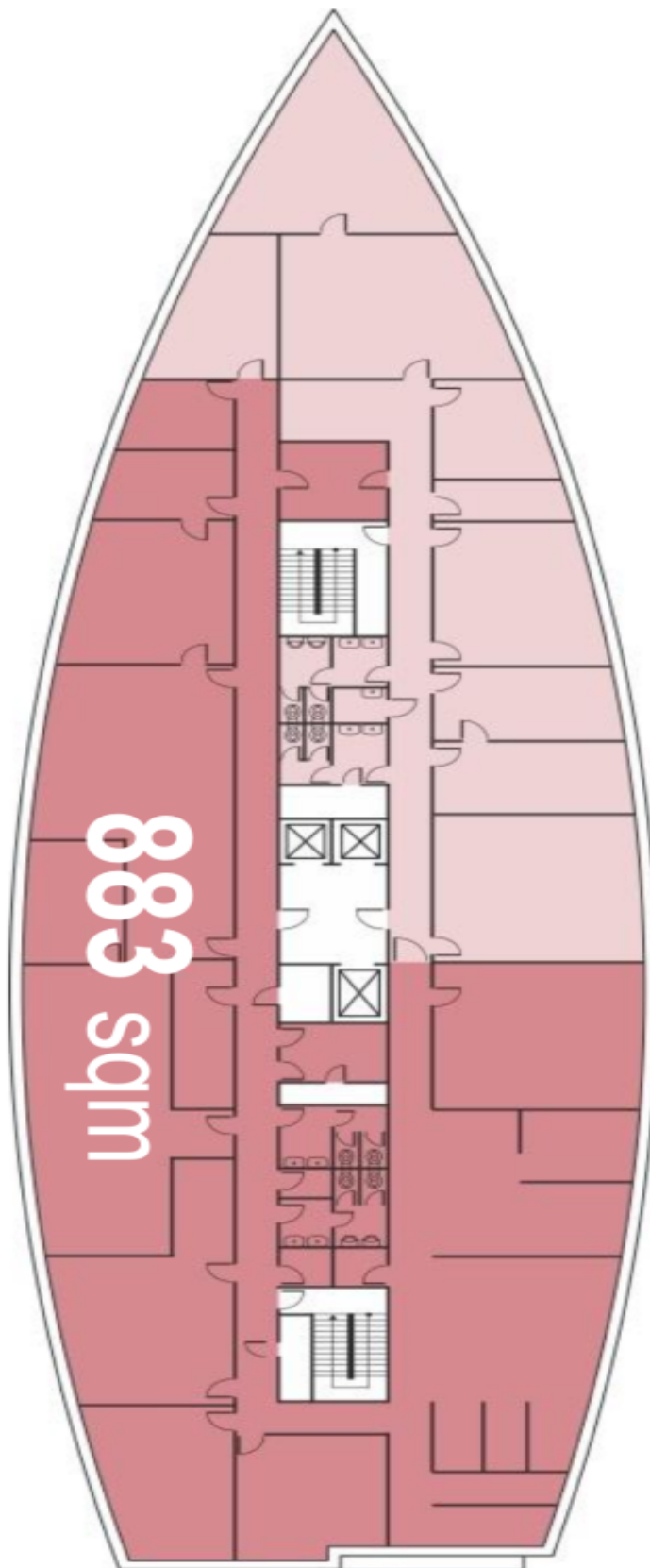
€ 15.50 / m<sup>2</sup> | CZK 389 / m<sup>2</sup>

1st FLOOR





2nd FLOOR





6th FLOOR

