






## Office space

Prague 4, Nusle, Na Pankráci

€ 16.00 / m<sup>2</sup> | CZK 404 / m<sup>2</sup>





## Office space

Prague 4, Nusle, Na Pankráci

€ 16.00 / m<sup>2</sup> | CZK 404 / m<sup>2</sup>

Service price	180 CZK monthly per m <sup>2</sup>
Available area	250 m <sup>2</sup>
Cellar	-
Parking	EUR 100 / ps / month
PENB	B
Reference number	19095

Administrative building with office premises for lease situated in the Nusle district of Prague 4, south of the city center and close to the Prague Congress Center.

### Location:

The location offers excellent connection to the D1 motorway and easy access to the city center by car or public transport. The Vyšehrad metro station (line C) is within walking distance.

### Features and Services:

Central reception (free Wi-Fi in reception area, refreshments)

Postal services

24/7 security guard

Short-term meeting room rental

Possibility of both "open space" and separate offices

Typical floor size 1,200 sq m

Cooling

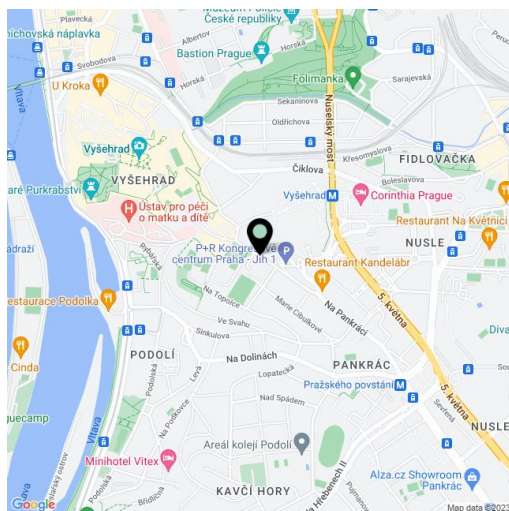
Dedicated transformer station

New sheathing and plastic windows

3 personal lifts, 1 goods lift

Parking for visitors

Rental and service charges listed without VAT. Lessee pays no commission.





# Office space

Prague 4, Nusle, Na Pankráci

€ 16.00 / m<sup>2</sup> | CZK 404 / m<sup>2</sup>

