





## Industrial park

90 460 m<sup>2</sup>, Plzeň-sever, Přehýšov, Přehýšov

Ask for price

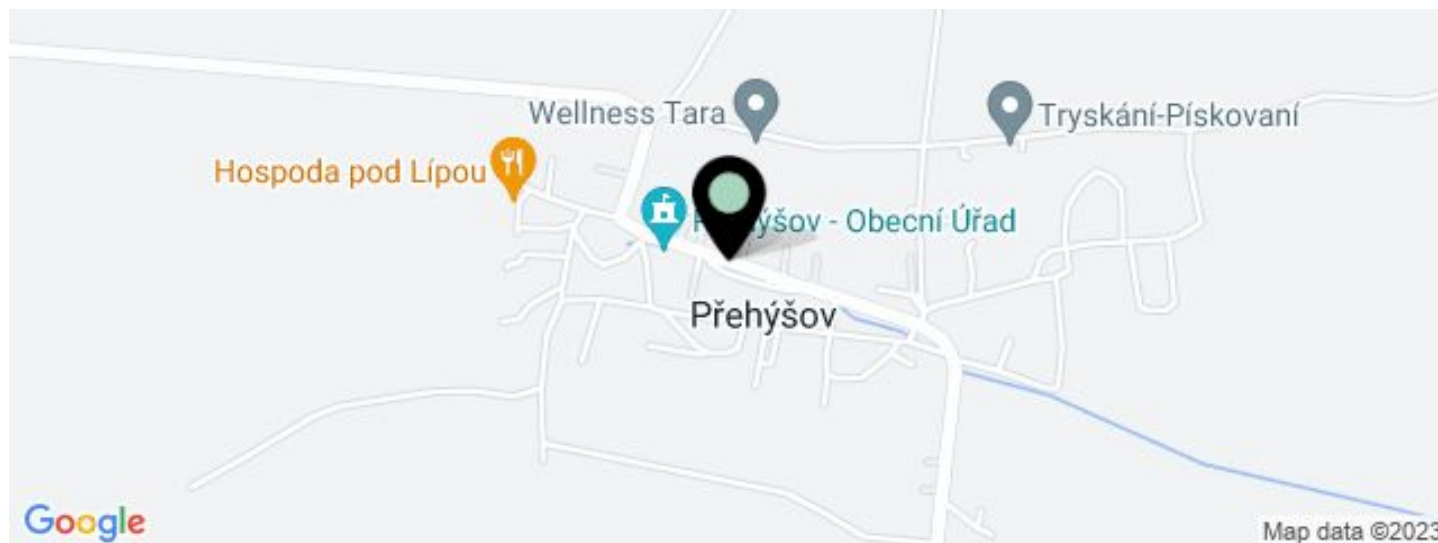




## Industrial park

90 460 m<sup>2</sup>, Plzeň-sever, Přehýšov, Přehýšov

**Ask for price**



| UNIT   | AVAILABLE AREA                 | SERVICES                         | PARKING | MONTHLY RENT  |
|--|--------------------------------|----------------------------------|---------|---------------|
| <b>Industrial premises, Building DC3 - available within 11 months after signing the contract</b> | 10 000 - 31 600 m <sup>2</sup> | 0 CZK monthly per m <sup>2</sup> | No      | Ask for price |



## Industrial park

90 460 m<sup>2</sup>, Plzeň-sever, Přehýšov, Přehýšov

**Ask for price**

|                                |                               |
|--------------------------------|-------------------------------|
| <b>Total area</b>              | 90 460 m <sup>2</sup>         |
| <b>Available area for rent</b> | 31 600 m <sup>2</sup>         |
| <b>Office area</b>             | 900 m <sup>2</sup>            |
| <b>Min. area</b>               | 10 000 m <sup>2</sup>         |
| <b>Ceiling height</b>          | 10 m                          |
| <b>Floor loading capacity</b>  | 5 t/m <sup>2</sup>            |
| <b>Column grid structure</b>   | —                             |
| <b>Structure</b>               | Reinforced concrete structure |
| <b>PENB</b>                    | G                             |
| <b>Reference number</b>        | 29818                         |

This industrial park offers industrial, warehouse and office space for lease. The premises are suitable for light manufacturing, logistics and distribution centers, offers a high standard of equipment and flexible spaces can be adapted to specific client requirements.

### Location:

The park is situated in a prime location between Prague and the German border, near the D5 highway which provides excellent links to the European highway network. Easy access by bus and rail transport – European railway corridor to Nuremberg and rail lines connect Plzeň with other areas of the Plzeň Region.

### Features and Services:

- All infrastructure available in the area
- Truck loading yard
- Parking areas for cars and trucks

### Warehouse/Industrial space:

- Floor loading capacity 5 T/sqm
- Clear height 10 m
- Light intensity 200 Lux

### Office:

- Office space according to the client's requirements
- Air-conditioning
- Light intensity 500 Lux

Rental and service charges listed without VAT. Lessee pays no commission.

