





Industrial park

8 712 m², Most, Most, Skyřická

Ask for price

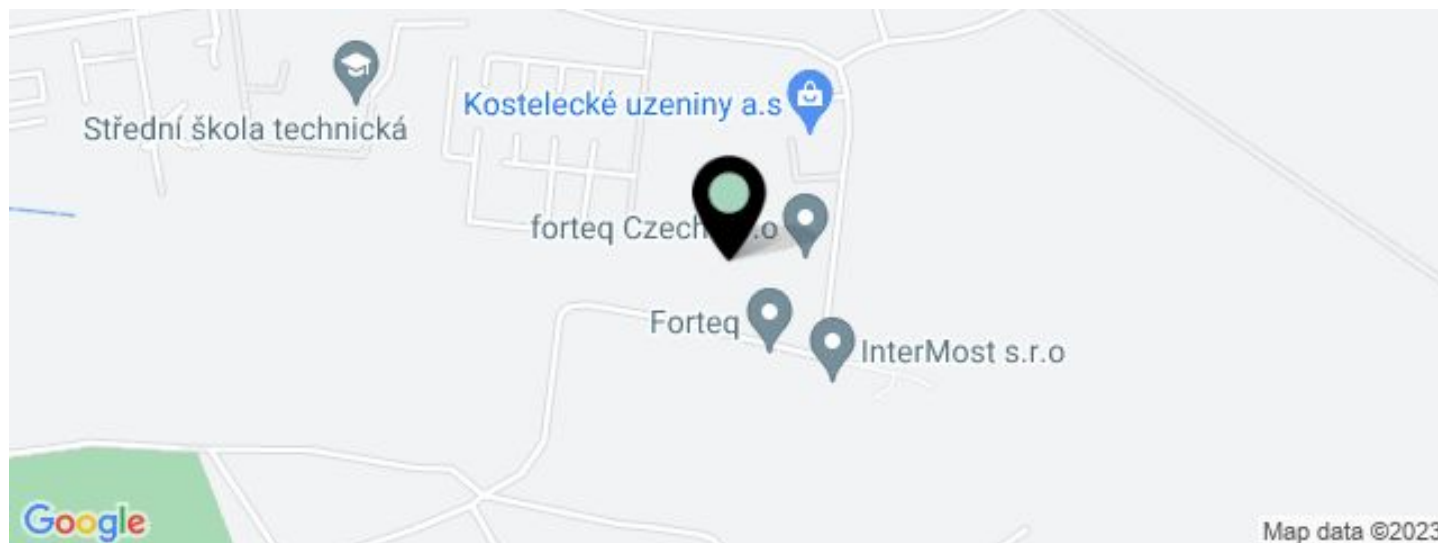




Industrial park

8 712 m², Most, Most, Skyřická

Ask for price



UNIT	AVAILABLE AREA	SERVICES	PARKING	MONTHLY RENT
Building MST1B - available within 12 months from contract signing	8 712 m ²	0 CZK monthly per m ²	No	Ask for price



Industrial park

8 712 m², Most, Most, Skyřická

Ask for price

Total area	8 712 m ²
Available area for rent	8 712 m ²
Ceiling height	10.5 m
Floor loading capacity	5 t/m ²
Column grid structure	—
Structure	Reinforced concrete structure
PENB	G
Reference number	36030

Industrial park offering industrial, warehouse and office space for lease. The premises are suitable for industrial centers and light manufacturing, offer a high standard of equipment, and can be designed based on specific requests and requirements. Thanks to its location the park is suitable for domestic and international distribution and production.

Location:

Park is strategically located 20km from the German border near the E55/D8 motorway (Prague/Dresden), a major north-south pan-European corridor. The area's large population base, long industrial tradition and above-average unemployment rate ensure long-term availability of skilled labour.

Features and Services:

- Flexible units (storage / office / light production / showroom)
- Onsite property management
- 24/7 security service and CCTV
- Park maintenance
- Sufficient parking space
- High standard of building

Industrial/Warehouse space:

- Dock levelers & loading ramps
- Dimension of entrance gate 4x4,5 m
- Floor loading capacity 5 T/sq.m
- Clear height 10,5 m
- Column grid structure 12x24 m
- LED Light
- Sprinkler system
- Utility connections (water, sewage, gas, electricity)

Office:

- Turn key office
- Clear height 2,75 m
- Air-conditioning
- External blinds

Lessee pays no commission.



Industrial park

8 712 m², Most, Most, Skyřická

Ask for price

