




## Industrial space

8 712 m<sup>2</sup>, Most, Most, Skyřická

Ask for price





## Industrial space

8 712 m<sup>2</sup>, Most, Most, Skyřická

**Ask for price**

<b>Total area</b>	8 712 m <sup>2</sup>
<b>Available area for rent</b>	8 712 m <sup>2</sup>
<b>Ceiling height</b>	10.5 m
<b>Floor loading capacity</b>	5 t/m <sup>2</sup>
<b>Column grid structure</b>	—
<b>Structure</b>	Reinforced concrete structure
<b>PENB</b>	G
<b>Reference number</b>	36032

**8,712 sq.m.** of industrial, warehouse and office space for lease in the industrial park. The premises are suitable for industrial centers and light manufacturing, offer a high standard of equipment, and can be designed based on specific requests and requirements. Thanks to its location the park is suitable for domestic and international distribution and production.

### Location:

Park is strategically located 20km from the German border near the E55/D8 motorway (Prague/Dresden), a major north-south pan-European corridor. The area's large population base, long industrial tradition and above-average unemployment rate ensure long-term availability of skilled labour.

### Features and Services:

- Flexible units (storage / office / light production / showroom)
- Onsite property management
- 24/7 security service and CCTV
- Park maintenance
- Sufficient parking space
- High standard of building

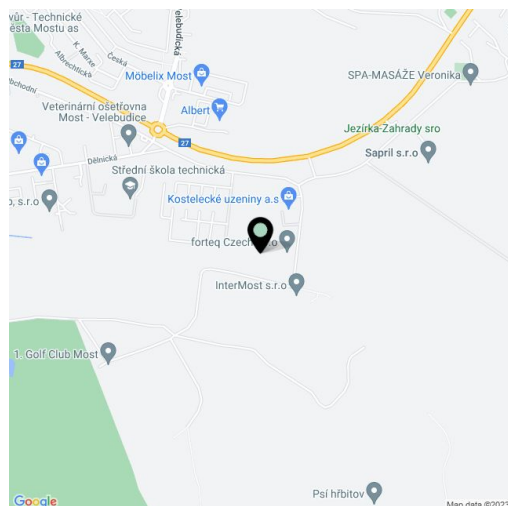
### Industrial/Warehouse space:

- Dock levelers & loading ramps
- Dimension of entrance gate 4x4,5 m
- Floor loading capacity 5 T/sq.m
- Clear height 10,5 m
- Column grid structure 12x24 m
- LED Light
- Sprinkler system
- Utility connections (water, sewage, gas, electricity)

### Office:

- Turn key office
- Clear height 2,75 m
- Air-conditioning
- External blinds

Lessee pays no commission.

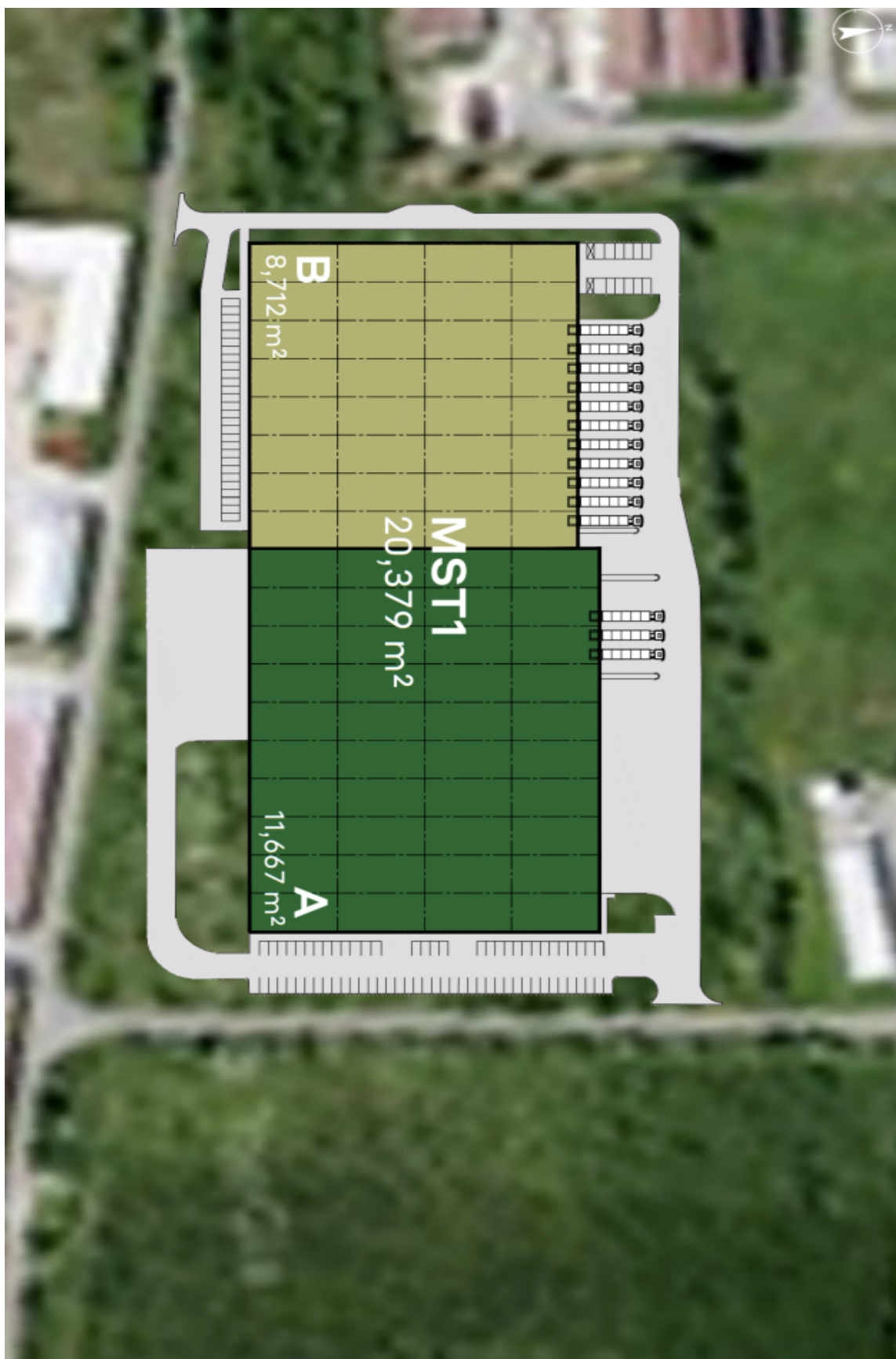




## Industrial space

8 712 m<sup>2</sup>, Most, Most, Skyřická

Ask for price



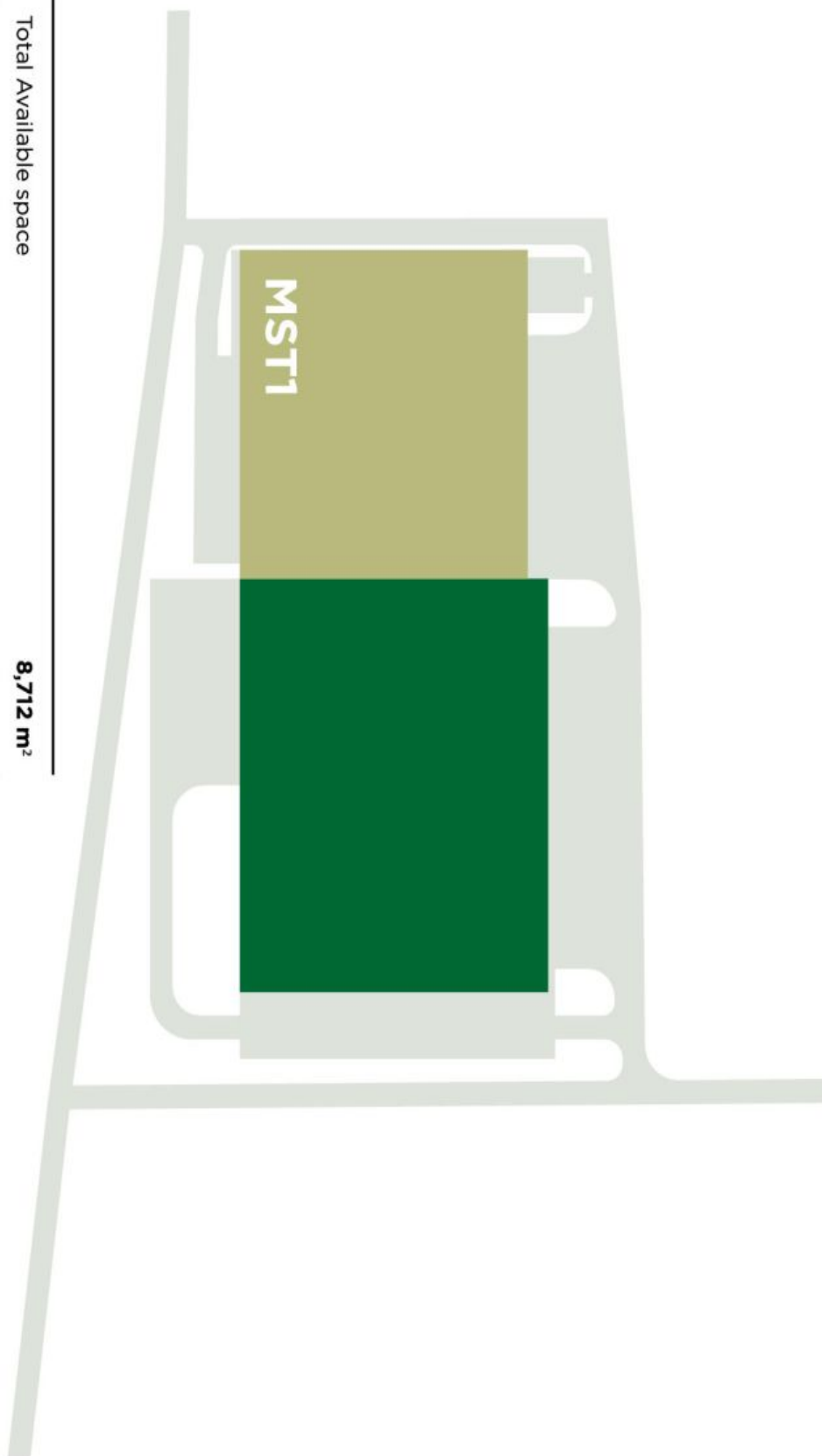


# Industrial space

8 712 m<sup>2</sup>, Most, Most, Skyřická

Ask for price

Total Available space	8,712 m <sup>2</sup>
Planned construction	8,712 m <sup>2</sup>
Total area	2.25 ha



- Built
- Built - available
- Planned