





# Warehouse space

16 269 m<sup>2</sup>, Tachov, Bor

Ask for price





## Warehouse space

16 269 m<sup>2</sup>, Tachov, Bor

**Ask for price**

<b>Total area</b>	16 269 m <sup>2</sup>
<b>Available area for rent</b>	16 269 m <sup>2</sup>
<b>Ceiling height</b>	10.5 m
<b>Floor loading capacity</b>	5 t/m <sup>2</sup>
<b>Column grid structure</b>	—
<b>Structure</b>	Reinforced concrete structure
<b>PENB</b>	G
<b>Reference number</b>	42432

**16,269 sq.m.** of Class A warehouse, industrial and office space for lease in the logistic park situated close to Plzen, near the German border. Thanks to its location the park is suitable for domestic and also international activities. The premises are suitable for logistics centers and light manufacturing, offer a high standard of equipment, and can be designed based on specific requests and requirements.

### Location:

The park is located close to the D5 highway, at the exit 128 in the direction of Germany and offers very good connection of industrial and commercial companies in Central Europe. Good accessibility by public transport – bus stop in front of the park. Gas station directly in the area.

### Features and Services:

- Flexible units (storage / office / light production / showroom)
- Onsite property management
- 24/7 security service and CCTV
- Park maintenance
- Sufficient parking space
- High standard building

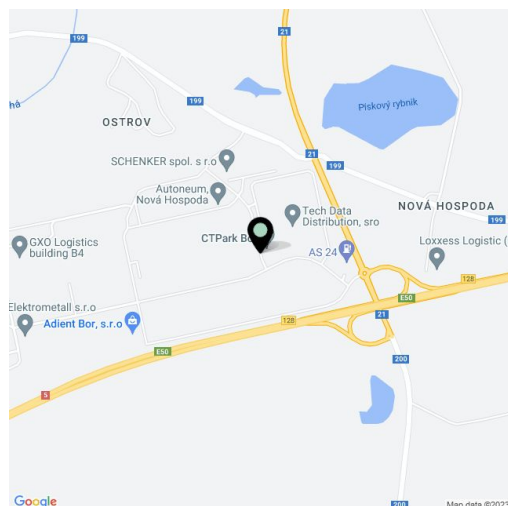
### Warehouse/Industrial space:

- 1 hydraulic ramp at approx. 600 m<sup>2</sup>
- Min. 1 direct entry to the unit
- Dimension of entrance gate 4 x 4,5 m
- Floor loading capacity 5 T/sq.m
- Clear height 10,5 m
- Column grid structure 12x24 m
- LED Light
- Sprinkler system
- Utility connections (water, sewage, gas, electricity)

### Office:

- Turn key office
- Clear height 2,75m
- Air-conditioning
- External blinds

Lessee pays no commission.





# Warehouse space

16 269 m<sup>2</sup>, Tachov, Bor

Ask for price

